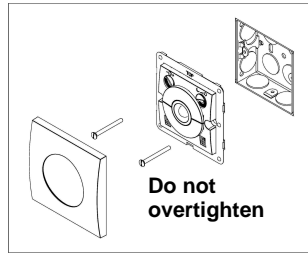
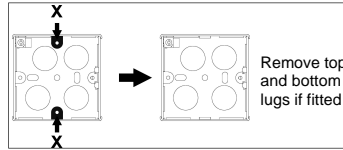




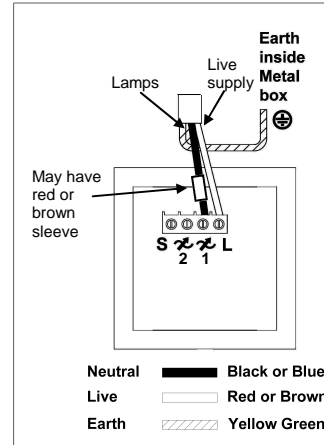
## GI1DC GI1DT Quick Start Guide



### installation and wiring

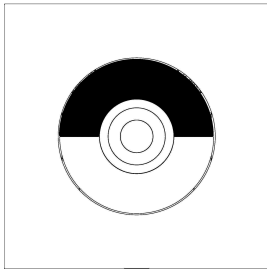


This product should be installed in accordance with the current IEE wiring regulations. If in doubt consult a qualified electrician.

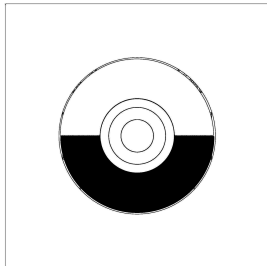


**i** Shallow back box?  
Different wiring colours?  
2 way wiring?  
**Refer to main datasheet.**

### operation



Short press—lights on  
Long press—lights dim up



**When lights on**  
Short press—lights off  
Long press—lights dim down

**When lights off**  
Long press—change brightness of green-i locator

### handset

